



ZUME Badminton 4 player set

Official Guide

Meet ZUME Badminton – the new, Portable badminton game that’s inspiring people everywhere to GO OUT AND PLAY! Whether you’re interested in building badminton skills or playing just for fun, ZUME Badminton brings the court to you.

Check out our website to get more information and exciting news on other Zume Game Products.

www.Zume-Games.com

Product Info - Playing Tips - News & Events - Replacement Parts



Please Do Not Return This Product To The Store!

Contact Escalade® Sports customer service department at:

Phone: 1-888-784-4288 Toll-Free!

Fax: 1-866-873-3536 Toll-Free!

E-mail: customerservice@escaladesports.com

Mailing Address (correspondence only):

Escalade Sports

PO Box 889

Evansville, IN 47706

⚠ CAUTION

Adult supervision is required at all times when children are playing this game or are in the area.

ESCALADE®
SPORTS

Item # OD0006W

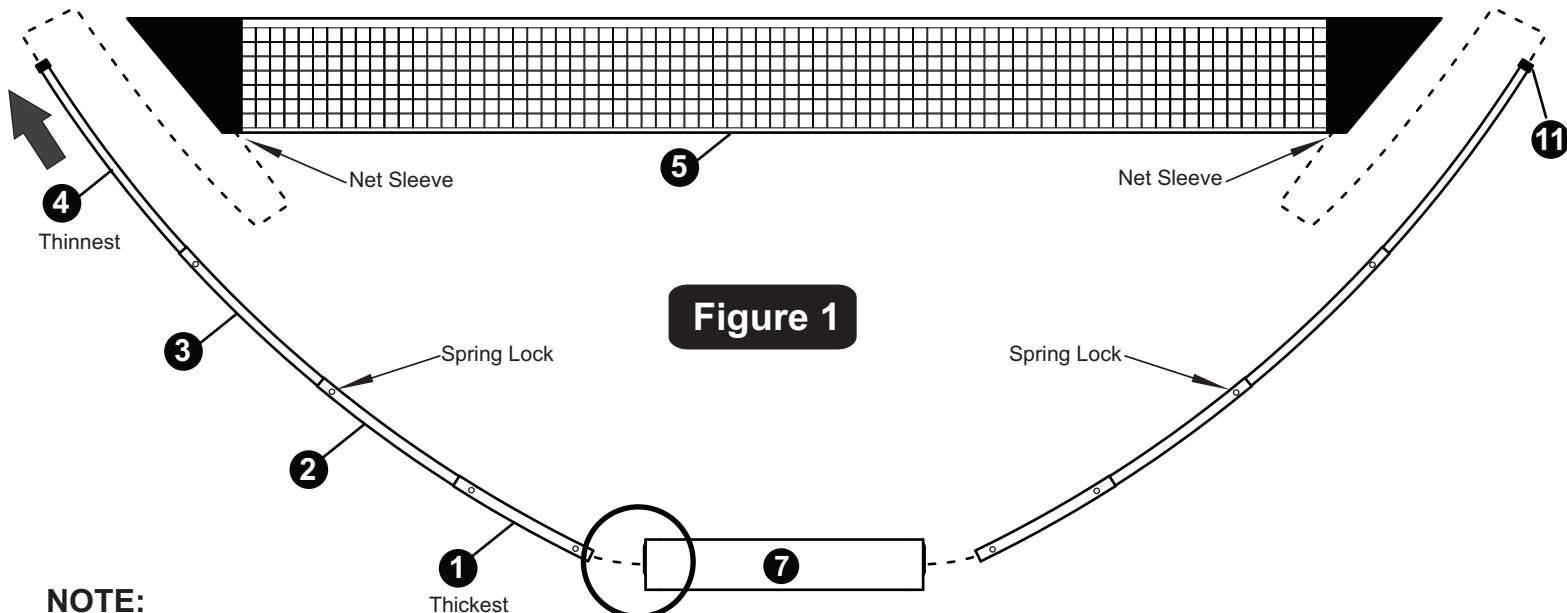


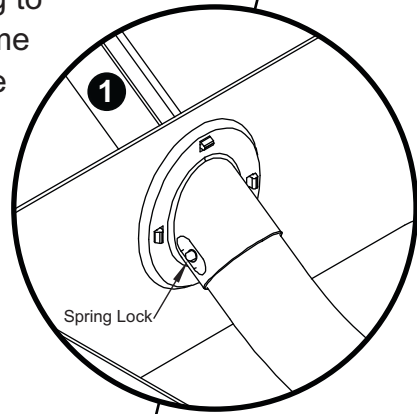
Figure 1

NOTE:

To prevent the game from tipping over during windy conditions or when playing on grass put something to weigh down the game preferably inside the Storage Tray (#8).

SET-UP:

1. Take out the telescoping poles out of the case. Insert the thickest part of the telescoping pole (#1) into the holes on the ends of the case (#7) until you hear the spring pin lock in place. See **Figure 2** and **Detail A**.
 2. Once the telescoping poles are secured in the case, carefully pull from the top pole (#4) until all the poles are extended and the spring pins automatically lock in place. See **Figure 1**.
- NOTE:** If rubber caps (#11) are not already pre-installed to poles (#4) slide them on the end of the tube as shown in **Figure 1**.
3. Insert the thinnest part of the telescoping pole (#4) into the sleeve on one end of the net (#5) and then carefully insert it on the other end. See **Figure 1**.

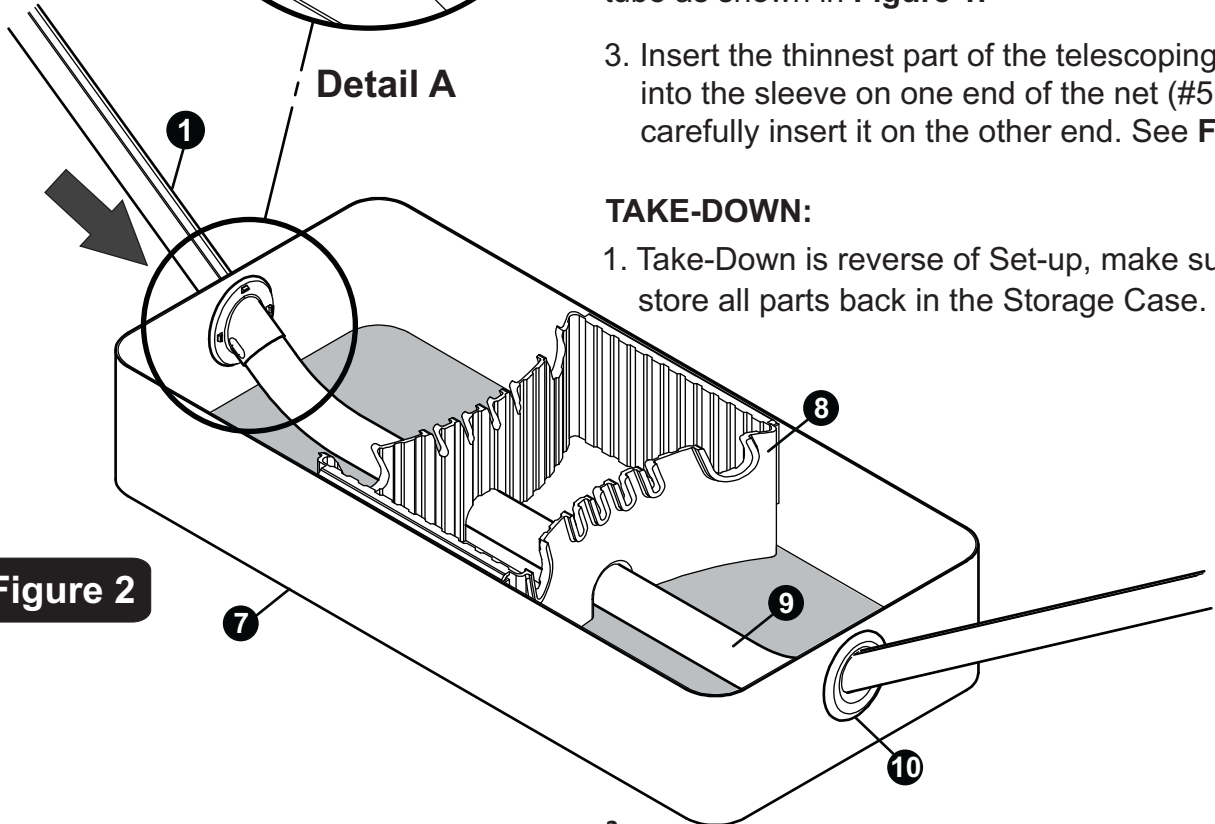


Detail A

TAKE-DOWN:

1. Take-Down is reverse of Set-up, make sure you store all parts back in the Storage Case.

Figure 2



Where to play:

Badminton can be played on nearly any flat surface! Try it outdoors or indoors – as long as there is enough space and a flat surface such as concrete, bare ground or grass.

If desired, the court can be marked with cones, paint or chalk lines, or natural boundaries such as the edge of a driveway or a tree.

ZUME Badminton is easy to learn and fast paced!

The aim of badminton is to hit the shuttle with your racket so that it passes over the net and lands inside your opponent's half of the court. Whenever you do this, you have won a rally; win enough rallies, and you win the match.

Your opponent has the same goal. He will try to reach the shuttle and send it back into your half of the court. You can also win rallies from your opponent's mistakes: if he hits the shuttle into or under the net, or out of court, then you win the rally.

If you think your opponent's shot is going to land out, then you should let it fall to the floor. If you hit the shuttle instead, then the rally continues.

Once the shuttle touches the ground, the rally is over. You must hit the shuttle once only before it goes over the net (even in doubles).

Singles or Doubles:

You can have either two or four players on a badminton court: one player on each side, or a team of two players on each side. One-against-one is called singles; two-against-two is called doubles.

In doubles, either player can hit the shuttle; you do not have to take it in turns. The only exceptions are the first two shots of the rally.

Serving:

In badminton, the serve must be hit in an upwards direction, with an underarm hitting action. You are not allowed to play a "tennis style" serve.

You can have either two or four players on a badminton court: one player on each side, or a team of two players on each side. One-against-one is called singles; two-against-two is called doubles. The team or person winning the coin toss have the option of serving first, receiving the serve or choosing the court end. The team that serves first has only one service to start the game. When the game begins each team has two serves.

Storage and Care:

ZUME Badminton is built to last! Durable construction and a convenient storage case make it easy to keep your game looking and playing great. After use, simply disassemble the net and telescoping poles and place all components back in the case. For best results, store the case indoors – away from extreme temperatures and moisture.

90-Day Limited Warranty

This consumer warranty extends to the original consumer purchase of any ESCALADE® SPORTS Product (hereinafter referred as the "Product").

WARRANTY DURATION: This Product is warranted to the original consumer purchase of a period of ninety (90) days from the original purchase.

WARRANTY COVERAGE: ESCALADE® SPORTS warrants to the original Consumer Purchaser that any Product of its manufacture is free from defects in material and workmanship when used for the intended purpose under normal use and conditions. THIS WARRANTY IS VOID IF THE PRODUCT HAS BEEN DAMAGED BY ACCIDENT, UNREASONABLE USE, NEGLIGENCE, IMPROPER SERVICE, FAILURE TO FOLLOW INSTRUCTIONS PROVIDED WITH THE PRODUCT OR OTHER CAUSES NOT ARISING OUT OF DEFECTS IN MATERIAL AND WORKMANSHIP.

WARRANTY PERFORMANCE: During the above ninety (90) day warranty period, ESCALADE® SPORTS shall repair or replace with a comparable model, and Product, or component thereof, which may prove defective under normal use and proper care, and which our examination shall disclose to our satisfaction to be thus defective, please contact our Warranty Dept.

1-866-873-3528 / Warranty Dept.

Or Write us at:

Escalade® Sports, Inc. - P.O. Box 889, Evansville, IN 47706 - Attn: Warranty Dept.

Or E-mail us at:

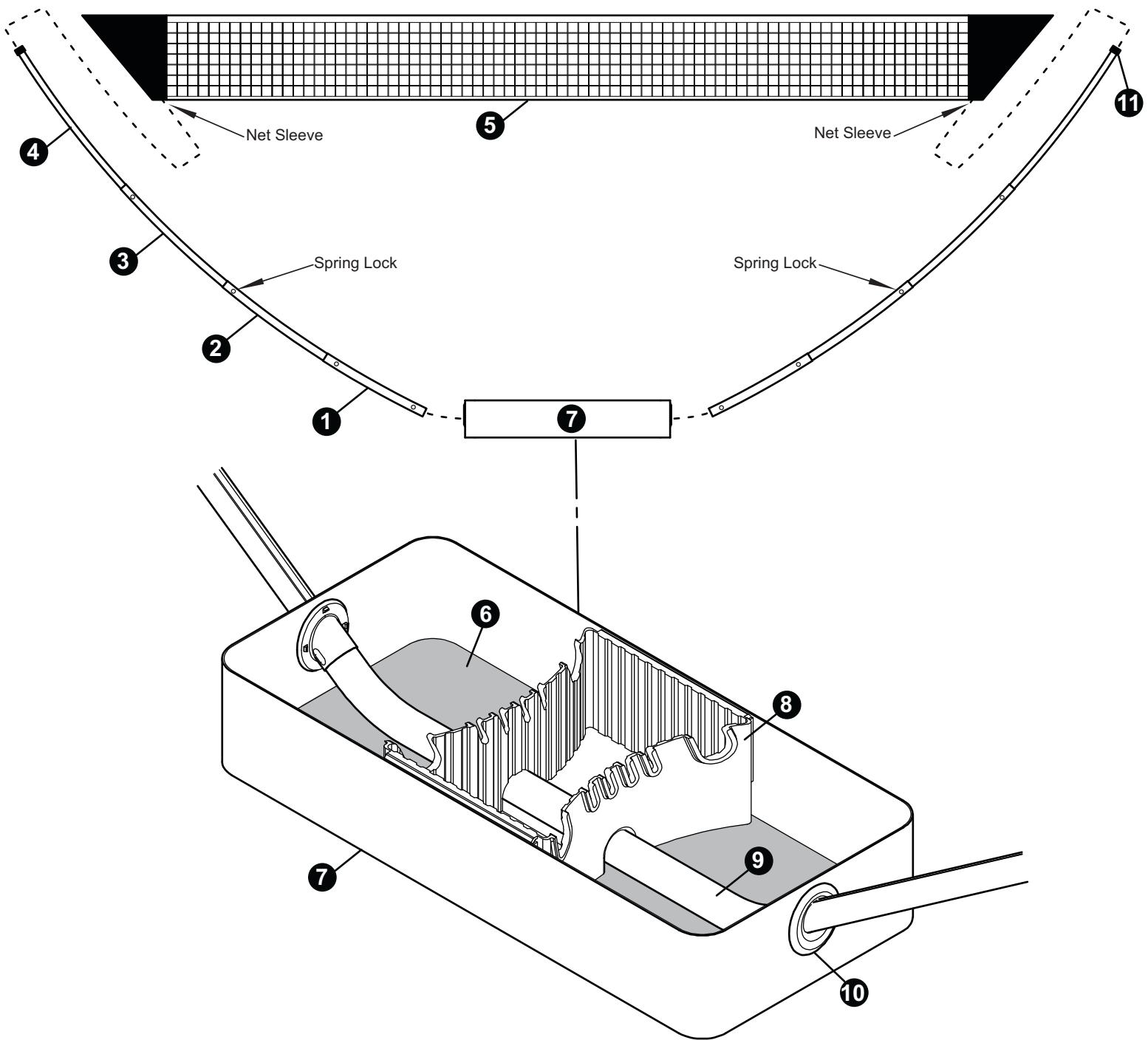
customerservice@escaladesports.com

Other than shipping requirements no charge will be made for such repair or replacement of in-warranty Products. ESCALADE® SPORTS strongly recommends that the Product is insured for value prior to mailing.

WARRANTY DISCLAIMERS: ANY IMPLIED WARRANTIES ARISING OUT OF THIS SALE, INCLUDING BUT NOT LIMITED TO THE IMPLIED WARRANTIES OF MERCHANTABILITY AND FITNESS FOR A PARTICULAR PURPOSE, ARE LIMITED IN DURATION TO THE ABOVE NINETY (90) DAY WARRANTY PERIOD. ESCALADE® SPORTS SHALL NOT BE LIABLE FOR LOSS OF USE OF THE PRODUCT OR OTHER CONSEQUENTIAL OR INCIDENTAL COSTS, EXPENSES OR DAMAGES INCURRED BY THE CONSUMER OF ANY OTHER USE.

Some states do not allow the exclusion or limitation of implied warranties or consequential or incidental damages, so the above limitations or exclusions may not apply to you.

LEGAL REMEDIES: This warranty gives you specific legal rights and you may also have other rights which may vary from state to state.



Replacement Parts List for Badminton 4 piece set.

Key#	Part #	Description	Qty.
1	OD0006-P1	PLASTIC TUBE (THICK)	2
2	OD0006-P2	PLASTIC TUBE	2
3	OD0006-P3	PLASTIC TUBE	2
4	OD0006-P4	PLASTIC TUBE (THIN)	2
5	OD0006-P5	NET	1
6	OD0006-P6	FOAM PADDING	1
7	OD0006-P7	STORAGE CASE	1
8	OD0006-P8	STORAGE TRAY	1
9	OD0006-P9	BASE TUBE	1
10	OD0006-P10	CASE INSERT	2
11	OD0006-P11	RUBBER CAP	2
12	OD0006-A1	BIRDIE/SHUTTLE (NOT SHOWN)	2
13	OD0006-A2	GREEN RACKET (NOT SHOWN)	2
14	OD0006-A3	RED RACKET (NOT SHOWN)	2